


TATA COFFEE LIMITED

AUDITED STATEMENT OF FINANCIAL RESULTS FOR THREE MONTHS ENDED 30TH JUNE, 2011

(Rs. In Lakhs)

	Three months ended 30th June		Year Ended 31st March
	2011	2010	2011
Income			
a. Income from Operations	11705.60	9160.43	39294.65
b. Other Operating Income	305.08	183.16	876.49
Total Income	12010.68	9343.59	40171.14
Expenditure			
a. Raw materials	2743.71	1712.05	8159.07
b. Purchase of Trading Goods	683.17	662.83	2331.05
c. Employee cost	2354.33	1999.35	9226.41
d. Depreciation	299.89	290.50	1208.01
e. Other Expenditure	3522.29	3211.87	13712.23
f. (Accretion) / Decretion to Stock	219.40	171.52	289.68
Total Expenditure	9822.79	8048.12	34926.45
Profit from Operations before Exchange Variance, Other Income & Interest	2187.89	1295.47	5244.69
Exchange Variance Expense	13.66	420.44	964.36
Profit from Operations before Other Income & Interest	2174.23	875.03	4280.33
Other Income	0.00	107.23	2038.80
Profit before Interest	2174.23	982.26	6319.13
Less: Interest & Finance Charges (Net)	92.29	138.57	522.55
Profit before Exceptional Items	2081.94	843.69	5796.58
Add (+) /Less (-): Exceptional Items	(274.09)	0.00	1065.60
Profit Before Tax	1807.85	843.69	6862.18
Less: Provision for Taxation Current (Net)	518.00	271.92	1477.00
Deferred Tax (Net)	(2.00)	1.45	(123.28)
Profit After Tax	1291.85	570.32	5508.46
Paid-up Equity Share Capital (Face Value Rs.10/- each)	1867.70	1867.70	1867.70
Reserves excluding Revaluation Reserve			38433.48
Basic & Diluted Earning per Share for the period & for the previous year (Rs.per Share)	6.92	3.05	29.49
Aggregate of Public Shareholding			
- Number of Shares	7941055	7941055	7941055
- Percentage of shareholding	42.52%	42.52%	42.52%
Promoters and promoter group Shareholding			
a) Pledged/Encumbered			
Number of shares	10735982	10735982	10735982
Percentage of shares (as a % of the total shareholding of promoter and promoter group)	100.00%	100.00%	100.00%
Percentage of shares (as a % of the total share capital of the company)	57.48%	57.48%	57.48%
b) Non-encumbered			
Number of shares	-	-	-
Percentage of shares (as a % of the total shareholding of promoter and promoter group)	-	-	-
Percentage of shares (as a % of the total share capital of the company)	-	-	-



STANDALONE

Notes:

1. In the current Quarter, the Company has registered a record Turnover, Profit before Tax and Profit after Tax.
2. The Total Income during the current quarter is at Rs.12010.68 Lakhs registering an increase of 29 % over the corresponding quarter of the previous year (Rs.9343.59 Lakhs).
3. The Profit before Tax at Rs.1807.85 Lakhs (Previous period – Rs.843.69 Lakhs) and Profit after tax at Rs.1291.85 Lakhs (Previous period – Rs.570.32 Lakhs) registered an increase of 114% and 127% respectively over the corresponding quarter of the previous year.
4. The performance of the Instant Coffee Division has significantly improved with higher volume of production and sales compared to previous period.

The Plantation Division continued its good performance with higher turnover and margins.
5. Exceptional items during the quarter represents provision for future payment under contractual obligation of Rs 274.09 Lakhs.
6. In view of the seasonal nature of the Plantation activity, as per policy consistently followed, a portion of the Company's plantation related costs have been carried forward and will be charged during the period when the crop is harvested.
7. The figures for the previous period are regrouped / re-arranged wherever necessary.
8. Information on Investor complaints for the quarter: Opening Balance – 3, received during the quarter – 0, pending – 0.
9. The above audited results were approved by the Board of Directors at its meeting held on 08th August 2011.

For TATA COFFEE LIMITED


R.K. KRISHNA KUMAR
Chairman

Place: Bangalore
Date: 08th August, 2011


TATA COFFEE LIMITED
Segment wise Revenue, Results and Capital Employed
for three months ended 30th June 2011

Rs. in lakhs

PARTICULARS	Three months ended		Year ended
	30th June 2011 (AUDITED)	30th June 2010 (AUDITED)	31st March 2011 (AUDITED)
I. Segment Revenue			
1 Coffee and Other Produce	9,699.41	7,148.41	31,898.10
2 Tea	1,476.22	1,498.65	5,645.14
3 Estate Supplies Division	984.04	824.30	3,329.88
4 Others	150.66	110.18	502.69
5 Un-allocated income	18.70	16.28	59.83
Total	12,329.03	9,597.82	41,435.64
Less: Inter Segment Revenue	318.35	254.23	1,264.50
Net Revenue from Operations	12,010.68	9,343.59	40,171.14
II. Segment Results			
1 Coffee and Other Produce	2,051.88	620.98	4,013.24
2 Tea	114.26	218.06	336.85
3 Estate Supplies Division	8.93	11.61	38.98
4 Others	73.90	28.28	123.26
	2,248.97	878.93	4,512.33
Add / (Less)			
(i) Interest (net)	(92.29)	(138.57)	(522.55)
(ii) Other Un-allocable items, Investment Income and Exceptional items	(348.83)	103.33	2,872.40
Total Profit before Tax	1,807.85	843.69	6,862.18
III. Capital Employed (Segment Assets - Segment Liabilities)			
1 Coffee and Other Produce	32,067.43	29,837.52	31,663.03
2 Tea	5,609.69	5,492.39	5,609.69
3 Estate Supplies Division	202.54	196.03	176.38
4 Others	132.45	211.62	179.28
5 Unallocated	3,647.09	1,011.15	2,672.80
Total	41,659.20	36,748.71	40,301.18

Notes:

- 1 Coffee and Other produce includes Cultivation, Manufacture and sale of coffee (including Instant Coffee) and Other Plantation Crops except Tea
- 2 The segment wise revenue, results and capital employed figures relate to the respective amounts directly identifiable to each of the segments. Unallocable expenditure include expenses incurred on common services at the Corporate level.
- 3 The previous years figures are regrouped wherever necessary.



For TATA COFFEE LIMITED

R.K. Krishna Kumar

R.K. KRISHNA KUMAR
Chairman


Place: Bangalore
Date: 08th August, 2011

TATA COFFEE LIMITED

UNAUDITED CONSOLIDATED FINANCIAL RESULTS FOR THREE MONTHS ENDED 30TH JUNE, 2011

(Rs. In Lakhs)

Particulars	Three months ended 30th June		Year Ended 31st March
	2011	2010	2011
Income			(AUDITED)
a. Income from Operations	33153.49	31464.83	129208.97
b. Other Operating Income	346.58	224.30	1025.04
Total Income	33500.07	31689.13	130234.01
Expenditure			
a. Raw materials	13998.04	10313.03	43113.87
b. Purchase of Trading Goods	683.17	662.83	3634.78
c. Employee cost	3649.46	3465.25	15238.13
d. Depreciation	921.61	900.96	3663.15
e. Sales Promotion & Selling Expenses	5253.72	5381.84	20710.69
f. Other Expenditure	5938.81	5990.11	24345.87
g. (Accretion) / Decretion to Stock	(815.88)	(139.02)	(1859.91)
Total Expenditure	29628.93	26575.00	108846.58
Profit from Operations before Other Income & Interest	3871.14	5114.13	21387.43
Other Income	1.36	2.16	60.28
Profit before Interest, Exceptional Income & Restructuring Cost	3872.50	5116.29	21447.71
Less: Interest & Finance Charges (Net)	954.66	1218.72	4519.98
Profit Before Exceptional Income and Restructuring cost	2917.84	3897.57	16927.73
Exceptional Income	0.00	0.00	1065.60
Exceptional Expenses	(1001.25)	(597.62)	(958.95)
Profit Before Tax	1916.59	3299.95	17034.38
Less: Provision for Taxation Current (Net)	518.00	1256.24	5851.41
Deffered Tax (Net)	39.84	82.62	216.77
Excess Tax provision written back	0.00	0.00	(5.10)
Profit After Tax	1358.75	1961.09	10971.30
Minority Interest in Consolidated Profit	33.21	746.78	3714.80
Group Consolidated Net Profit	1325.54	1214.31	7256.50
Paid-up Equity Share Capital (Face Value Rs.10/- each)	1867.70	1867.70	1867.70
Reserves excluding Revaluation Reserve			40092.54
Basic & Diluted Earning per Share for the period & for the previous year (Rs. per Share)	7.10	6.50	38.85
Aggregate of Public Shareholding			
- Number of Shares	7941055	7941055	7941055
- Percentage of shareholding	42.52%	42.52%	42.52%
Promoters and promoter group Shareholding			
a) Pledged/Encumbered			
Number of shares	10735982	10735982	10735982
Percentage of shares (as a % of the total shareholding of promoter and promoter group)	100.00%	100.00%	100.00%
Percentage of shares (as a % of the total share capital of the company)	57.48%	57.48%	57.48%
b) Non-encumbered			
Number of shares	-	-	-
Percentage of shares (as a % of the total shareholding of promoter and promoter group)	-	-	-
Percentage of shares (as a % of the total share capital of the company)	-	-	-



CONSOLIDATED NOTES

1. The Total consolidated Income for the current quarter is Rs.33,500.07 Lakhs as against Rs.31,689.13 Lakhs of the corresponding quarter of the previous year.

The Consolidated Profit before Tax at Rs.1,916.59 Lakhs (Previous period – Rs.3,299.95 Lakhs) and Profit after tax at Rs.1,358.75 Lakhs (Previous period – Rs.1,961.09 Lakhs) registered a decline of 42% and 31% respectively over the corresponding quarter of the previous year. This was primarily due to the performance of Eight 'O' Clock Coffee (EOC) in the current quarter which has been impacted on account of sharp escalation in the raw material cost. During the quarter, EOC's total Income was at \$48.15 Million vis a vis \$50.55 Million of the corresponding quarter of the previous year. Profit after tax stood at \$.0.17 Million vis a vis \$ 3.17 Million in the corresponding quarter of the previous year. Appropriate steps are being taken to improve the performance of EOC.

2. In the current Quarter, Tata Coffee Limited as a standalone entity, has registered a record Turnover, Profit before Tax and Profit after Tax.

The performance of the Instant Coffee Division has significantly improved with higher volume of production and sales compared to previous period.


The Plantation Division continued its good performance with higher turnover and margins.

The summarized figures for Tata Coffee Limited as a standalone entity are:

	Three Months ended 30th June		Growth % age
	2011	2010	
Total Income (Rs Lakhs)	12,010.68	9,343.59	29%
Profit before Tax (Rs Lakhs)	1,807.85	843.69	114%
Profit after Tax (Rs Lakhs)	1,291.85	570.32	127%
Earnings per share (Rs)	6.92	3.05	

3. Exceptional items during the quarter represents provision for future payment under contractual obligation of Rs 274.09 Lakhs and business reorganization/restructuring expenses of Rs 727.16 Lakhs (Previous period Rs 597.62 Lakhs) of the overseas subsidiary.
4. The figures for the previous period are regrouped / re-arranged wherever necessary.
5. Information on Investor complaints for the quarter: Opening Balance - 3, received during the quarter - 0, pending - 0.
6. The above audited results were approved by the Board of Directors at its meeting held on 08th August, 2011.

For TATA COFFEE LIMITED


R.K. KRISHNA KUMAR
Chairman

Place: Bangalore
Date: 08th August, 2011

TATA COFFEE LIMITED
Consolidated Segment wise Revenue, Results and Capital Employed
for three months ended 30th June 2011

Rs. in lakhs

PARTICULARS	Three months ended		Year ended
	30th June 2011 (UNAUDITED)	30th June 2010 (UNAUDITED)	31st March 2011 (AUDITED)
I. Segment Revenue			
1 Coffee and Other Produce	31,188.80	29,493.95	121,960.97
2 Tea	1,476.22	1,498.65	5,645.14
3 Estate Supplies Division	984.04	824.30	3,329.88
4 Others	150.66	110.18	502.69
5 Un-allocated income	18.70	16.28	59.83
Total	33,818.42	31,943.36	131,498.51
Less: Inter Segment Revenue	318.35	254.23	1,264.50
Net Revenue from Operations	33,500.07	31,689.13	130,234.01
II. Segment Results			
1 Coffee and Other Produce	3,022.49	4,263.93	20,165.49
2 Tea	114.26	218.06	336.85
3 Estate Supplies Division	8.93	11.61	38.98
4 Others	73.90	28.28	123.26
	3,219.58	4,521.88	20,664.58
Add / (Less)			
(i) Interest (net)	(954.66)	(1,218.72)	(4,519.97)
(ii) Other Un-allocable items, Investment Income and Exceptional items	(348.33)	(3.21)	889.77
Profit before Tax	1,916.59	3,299.95	17,034.38
III. Capital Employed (Segment Assets - Segment Liabilities)			
1 Coffee and Other Produce	65,559.09	62,212.20	65,115.38
2 Tea	5,609.69	5,492.39	5,609.69
3 Estate Supplies Division	202.54	196.03	176.38
4 Others	132.45	211.62	179.28
5 Unallocated	(10,463.78)	(13,056.65)	(11,395.12)
Total	61,039.99	55,055.59	59,685.61

Notes:

- 1 Coffee and Other produce includes Cultivation, Manufacture and sale of coffee (including Instant Coffee) and Other Plantation Crops except Tea
- 2 The segment wise revenue, results and capital employed figures relate to the respective amounts directly identifiable to each of the segments. Unallocable expenditure include expenses incurred on common services at the Corporate level.
- 3 The previous years figures are regrouped wherever necessary.

Place: Bangalore
Date: 08th August, 2011



For TATA COFFEE LIMITED

R.K. Krishna Kumar

R.K. KRISHNA KUMAR
Chairman