

TATA COFFEE LIMITED

Registered Office: Pollibetta - 571 215
KODAGU, KARNATAKA.



AUDITED STATEMENT OF FINANCIAL RESULTS FOR THE THREE MONTHS ENDED 30TH SEPTEMBER, 2008

(Rs. In Lakhs)

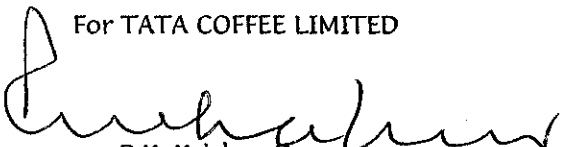
Three Months ended 30th Sep		Particulars	Six Months ended September 30th		Year ended 31st March
2008	2007		2008	2007	2008
9944.89	7906.43	Income			
		a. Income from Operations	18422.42	13761.59	30122.16
260.02	171.84	b. Other Operating Income	373.42	300.54	609.57
10204.91	8078.27	Total	18795.84	14062.13	30731.73
		Expenditure			
2536.17	1655.75	a. Raw materials	4814.66	3327.63	7733.61
532.45	466.16	b. Purchase of Traded Goods	1040.16	1062.43	2043.15
1914.37	1408.67	c. Employee cost	3656.64	2826.24	6291.48
277.96	280.38	d. Depreciation	555.70	544.95	1134.45
3452.07	2703.38	e. Other Expenditure	6473.07	4756.95	10122.00
251.17	1082.74	f. (Accretion) / Decretion to Stock	323.02	655.59	469.03
8964.19	7597.08	Total Expenditure	16863.25	13173.79	27793.72
1240.72	481.19	Profit from Operations before Other Income & Interest	1932.59	888.34	2938.01
129.15	128.52	Other Income	266.48	254.75	1960.65
1369.87	609.71	Profit before interest	2199.07	1143.09	4898.66
254.95	262.83	Less: Interest & Finance Charges (Net)	515.72	472.86	1041.21
1114.92	346.88	Profit Before Tax	1683.35	670.23	3857.45
197.00	91.00	Less: Provision for Taxation Current (Net)	401.00	193.00	888.90
135.55	4.37	Deferred Tax (Net)	91.71	6.87	430.42
20.00	20.00	Fringe Benefit Tax	40.00	35.00	70.00
762.37	231.51	Profit After Tax	1150.64	435.36	2468.13
1867.70	1867.70	Paid-up Equity Share Capital (Face Value Rs.10/- each)	1867.70	1867.70	1867.70
		Reserves excluding Revaluation Reserve			32293.43
4.08	1.24	Basic & Diluted Earning per Share for the period & for the previous year (Rs.per Share)	6.16	2.33	13.21
7941055	7941055	Aggregate of Public Shareholding			
42.52%	42.52%	- Number of Shares	7941055	7941055	7941055
		- Percentage of shareholding	42.52%	42.52%	42.52%

STANDALONE

Notes:-

1. The Income from operations for the 2nd quarter and half year at Rs.9945 Lakhs and Rs.18,422 Lakhs registered an increase of 26 % and 34% respectively over the corresponding quarter and half year of the previous year. This was mainly driven by higher Instant Coffee volumes and improved Tea and Coffee realization. The Profit after Tax registered increase of 229% for the quarter and 164% for the half year period.
2. In view of the seasonal nature of the Plantation activity, as per Company's practice, a portion of the Plantation related costs has been carried forward and will be charged during the period when the crop is harvested.
3. The financial results for the period are not indicative of the expected financial results for the year, as the Company's business includes Plantation activity which is seasonal in nature.
4. The figures for the previous period/ year are regrouped/re-arranged wherever necessary.
5. Information on Investor complaints for the quarter: Opening Balance - Nil, received during the quarter - 4, pending - Nil.
6. The above audited results were approved by the Board of Directors at its meeting held on 17th October, 2008.

For TATA COFFEE LIMITED



R.K. Krishna Kumar
Chairman

Place: Bangalore

Date: 17th October, 2008


TATA COFFEE LIMITED
Segment wise Revenue, Results and Capital Employed
for three months ended 30th September 2008

PARTICULARS	Three months ended		Six months ended		Rs. in lakhs
	30th Sept 2008 (AUDITED)	30th Sept 2007 (AUDITED)	30th Sept 2008 (AUDITED)	30th Sept 2007 (AUDITED)	Year ended 31st March 2008 (AUDITED)
	I. Segment Revenue				
1 Coffee and Other Produce	8,214.08	6,847.45	14,875.45	11,402.29	25,344.93
2 Tea	1,480.03	804.84	2,846.82	1,634.17	3,601.08
3 Estate Supplies Division	661.40	601.98	1,393.60	1,349.35	2,462.09
4 Others	120.84	128.43	238.50	237.49	402.29
5 Un-allocated income	8.80	12.14	19.24	16.43	16.31
Total	10,485.15	8,394.84	19,373.61	14,639.73	31,826.70
Less: Inter Segment Revenue	280.24	316.57	577.77	577.60	1,094.97
Net Revenue from Operations	10,204.91	8,078.27	18,795.84	14,062.13	30,731.73
II. Segment Results					
1 Coffee and Other Produce	1,049.91	686.31	1,573.11	1,032.04	3,254.26
2 Tea	316.71	(80.61)	596.70	35.87	73.91
3 Estate Supplies Division	16.13	13.44	39.34	29.26	40.89
4 Others	55.59	57.50	95.04	93.83	118.78
	1,438.34	676.64	2,304.19	1,191.00	3,487.84
Less: Interest & Finance Charges	254.95	262.83	515.72	472.86	1,041.21
ADD: Un-allocated income net off Un-allocated expenses	(68.47)	(66.93)	(105.12)	(47.91)	1,410.82
Profit before Tax	1,114.92	346.88	1,683.35	670.23	3,857.45
III. Capital Employed					
(Segment Assets - Segment Liabilities)			30th Sept 2008 (AUDITED)	30th Sept 2007 (AUDITED)	31st March 2008 (AUDITED)
1 Coffee and Other Produce			32,338.75	29,130.90	30,295.96
2 Tea			5,517.19	5,677.76	5,495.62
3 Estate Supplies Division			163.13	263.44	200.01
4 Others			266.66	310.92	274.73
5 Unallocated			(7,294.63)	(1,010.70)	(2,105.18)
Total			30,991.10	34,372.32	34,161.14

Notes:

- 1 Coffee and Other produce includes Cultivation, Manufacture and sale of coffee (including Instant Coffee) and Other Plantation Crops except Tea
- 2 The segment wise revenue, results and capital employed figures relate to the respective amounts directly identifiable to each of the segments. Unallocable expenditure include expenses incurred on common services at the Corporate level.
- 3 The previous years figures are regrouped wherever necessary.

Place : Bangalore
Date : 17th October, 2008

For TATA COFFEE LIMITED

R.K. Krishna Kumar
Chairman

TATA COFFEE LIMITED

KODAGU, KARNATAKA.



UNAUDITED CONSOLIDATED FINANCIAL RESULTS FOR THE THREE MONTHS ENDED 30TH SEPTEMBER, 2008

(Rs. in Lakhs)

Three Months ended 30th Sep		Particulars	Six Months ended September 30th		Year ended 31st March
2008	2007		2008	2007	2008
					(Audited)
29601.13	23877.67	Income			
		a. Income from Operations	55767.03	45874.00	97757.54
260.02	171.84	b. Other Operating Income	375.38	302.54	559.42
29861.15	24049.51	Total Income	56142.41	46176.54	98316.96
		Expenditure			
9150.11	6913.56	a. Raw materials	17312.96	13716.20	28383.26
532.45	466.16	b. Purchase of Trading Goods	1040.16	1062.43	2043.15
3085.08	3221.20	c. Employee cost	6439.13	6221.96	13780.13
799.69	772.92	d. Depreciation	1569.40	1513.97	3034.38
6837.46	4487.93	e. Sales Promotion & Selling Expenses	13237.71	9178.59	19441.63
5545.96	4139.05	f. Other Expenditure	10473.29	7974.03	16346.60
(202.21)	547.99	g. (Accretion) / Decretion to Stock	(969.96)	(172.84)	474.63
25748.54	20548.81	Total Expenditure	49102.69	39494.34	83503.78
4112.61	3500.70	Profit from Operations before Other Income & Interest	7039.72	6682.20	14813.18
130.75	129.35	Other Income	203.49	210.75	316.65
4243.36	3630.05	Profit before Interest	7243.21	6892.95	15129.83
1648.27	1861.08	Less: Interest & Finance Charges (Net)	3220.28	3742.75	7966.68
2595.09	1768.97	Profit Before Tax	4022.93	3150.20	7163.15
627.58	833.81	Less: Provision for Taxation Current (Net)	1079.07	953.86	1637.31
206.90	(291.17)	Deffered Tax (Net)	230.73	144.63	1505.64
20.60	20.15	Fringe Benefit Tax	41.10	35.60	71.65
1740.01	1206.18	Profit After Tax	2672.03	2016.11	3948.55
487.05	486.34	Minority Interest in Consolidated Profit	790.78	811.49	1560.31
1252.96	719.84	Group Consolidated Net Profit	1881.25	1204.62	2388.24
1867.70	1867.70	Paid-up Equity Share Capital (Face Value Rs.10/- each)	1867.70	1867.70	1867.70
		Reserves excluding Revaluation Reserve			30047.69
6.71	3.85	Basic & Diluted Earning per Share for the period & for the previous year (Rs.per Share)	10.07	6.45	12.79

CONSOLIDATED

Notes:

1. The Income from operations for the 2nd Quarter and half year at Rs.29,601 Lakhs and Rs.55,767 Lakhs registered an increase of 24% and 22% respectively over the corresponding quarter and Half Year of the previous year.

The Profit After Tax for the 2nd Quarter Rs.1,740 Lakhs and Half Year Rs.2,672 Lakhs registered an increase of 44% and 33% respectively.

2. Eight 'O' Clock Coffee Company (EOC) has recorded a turnover of \$ 88.418 Million in the half year period vis-a-vis \$77.820 Million in the corresponding period of the previous year with Profit after Tax of \$ 3.281 Million vis-a-vis \$ 3.779 Million in the corresponding previous period which is after bearing the launch related cost of 'Good Earth' Coffee positioned in the premium segment.


3. The relevant figures for the Holding Company as a standalone entity reflected significant improvement.

The Income from operations for the 2nd Quarter and half year at Rs.9,945 Lakhs and Rs.18,422 Lakhs registered an increase of 26% and 34% over the corresponding previous year figures.

The Profit After Tax at Rs.762 Lakhs and Rs.1,150 Lakhs for the 2nd Quarter and 1st Half registered an increase of 229% and 164% respectively. The earnings per Share for the half year was at Rs.6.16 against Rs.2.33 in the previous year.

4. In view of the seasonal nature of the Plantation activity, as per Company's practice, a portion of the Plantation related costs has been carried forward and will be charged during the period when the crop is harvested.
5. The financial results for the period are not indicative of the expected financial results for the year, as the Company's business includes Plantation activity which is seasonal in nature.
6. The figures for the previous period/ year are regrouped/re-arranged wherever necessary.
7. Information on Investor complaints for the quarter: Opening Balance - Nil, received during the quarter - 4, pending - Nil.
8. The Consolidated Results were subjected to a Limited Review by the Statutory Auditors and approved by the Board of Directors at its meeting held on 17th October, 2008.

For TATA COFFEE LIMITED



R.K. Krishna Kumar
Chairman

Place: Bangalore

Date: 17th October, 2008

TATA COFFEE LIMITED
Consolidated Segment wise Revenue, Results and Capital Employed
for three months ended 30th September 2008


PARTICULARS	Rs. in lakhs				
	Three months ended		Six months ended		Year ended
	30th Sept 2008 (UNAUDITED)	30th Sept 2007 (UNAUDITED)	30th Sept 2008 (UNAUDITED)	30th Sept 2007 (UNAUDITED)	31st March 2008 (AUDITED)
I. Segment Revenue					
1 Coffee and Other Produce	27,870.32	22,818.69	52,222.02	43,516.70	92,930.16
2 Tea	1,480.03	804.84	2,846.82	1,634.17	3,601.09
3 Estate Supplies Division	661.40	601.98	1,393.60	1,349.35	2,462.09
4 Others	120.84	128.43	238.50	237.49	402.29
5 Un-allocated income	8.80	12.14	19.24	16.43	16.30
Total	30,141.39	24,366.08	56,720.18	46,754.14	99,411.93
Less: Inter Segment Revenue	280.24	316.57	577.77	577.60	1,094.97
Net Revenue from Operations	29,861.15	24,049.51	56,142.41	46,176.54	98,316.96
II. Segment Results					
1 Coffee and Other Produce	3,923.40	3,706.65	6,617.25	6,781.90	13,485.43
2 Tea	316.71	(80.61)	596.70	35.87	73.91
3 Estate Supplies Division	16.13	13.44	39.34	29.26	40.89
4 Others	55.59	57.50	95.04	93.83	118.78
Less: Interest & Finance Charges	4,311.83	3,696.98	7,348.33	6,940.86	13,719.01
ADD: Un-allocated income	1,648.27	1,861.09	3,220.28	3,742.75	7,966.68
net off Un-allocated expenses	(68.47)	(66.92)	(105.12)	(47.91)	1,410.82
Profit before Tax	2,595.09	1,768.97	4,022.93	3,150.20	7,163.15
III. Capital Employed (Segment Assets - Segment Liabilities)			30th Sept 2008 (UNAUDITED)	30th Sept 2007 (UNAUDITED)	31st March 2008 (AUDITED)
1 Coffee and Other Produce			143,032.43	128,360.58	122,800.11
2 Tea			5,517.19	5,677.76	5,495.62
3 Estate Supplies Division			163.13	263.44	200.01
4 Others			266.66	310.92	274.73
5 Unallocated			(98,132.91)	(84,132.50)	(81,400.50)
Total			50,846.49	50,480.20	47,369.97

Notes:

- 1 Coffee and Other produce includes Cultivation, Manufacture and sale of coffee (including Instant Coffee) and Other Plantation Crops except Tea
- 2 The segment wise revenue, results and capital employed figures relate to the respective amounts directly identifiable to each of the segments. Unallocable expenditure include expenses incurred on common services at the Corporate level.
- 3 The previous years figures are regrouped wherever necessary.

Place : Bangalore
Date : 17th October, 2008

For TATA COFFEE LIMITED


R.R. Krishna Kumar
Chairman